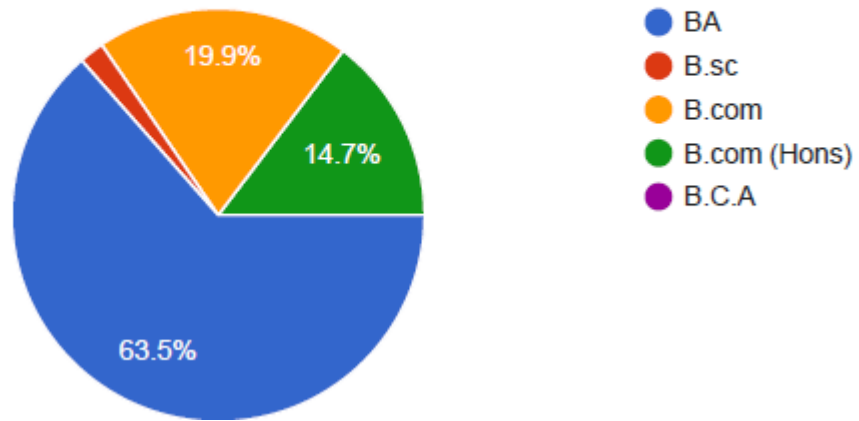


# STUDENT SATISFACTION SURVEY(ANALYSIS) 2023-24

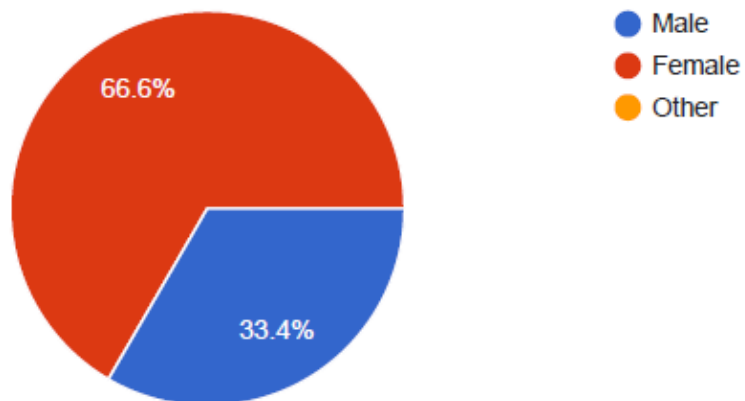
## Class

764 responses



## Gender

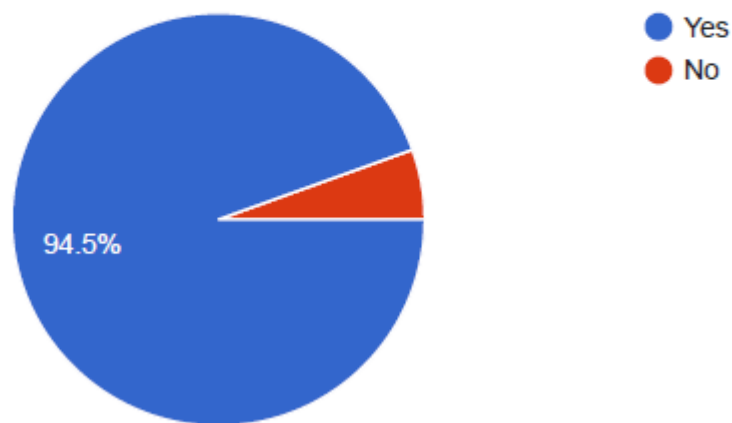
764 responses



# STUDENT SATISFACTION SURVEY(ANALYSIS) 2023-24

1Q. Are you satisfied with Prescribed Syllabus?

764 responses



Most of the students were satisfied by the syllabus prescribed by the affiliating university .

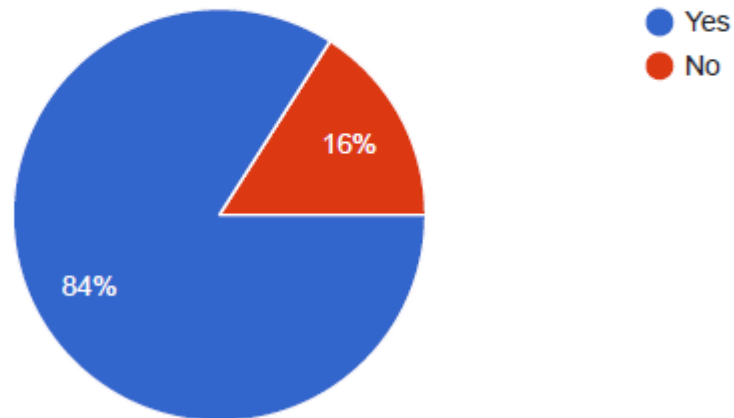
2Q. What changes would you suggest?

Some of the students suggested to upgrade college from UG to PG and some recommended more smart classroom. As our student comes from far flung areas, students want transportation facility to be provided by college.

# STUDENT SATISFACTION SURVEY(ANALYSIS) 2023-24

3Q . Does it Prepare you for jobs?

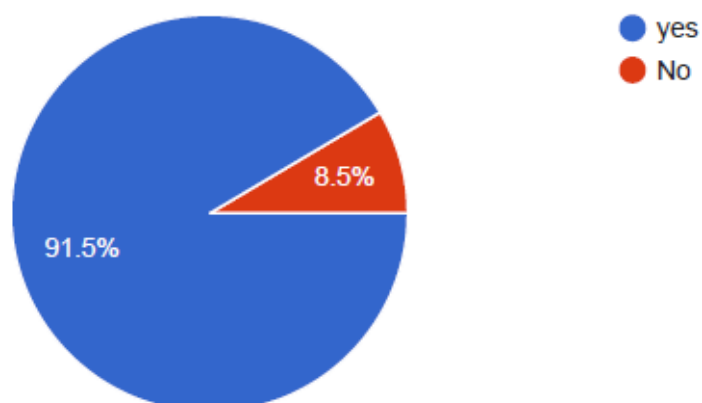
764 responses



84% of the students were in the opinion that their syllabus prepare for the jobs while 16% does not agree to this.

4Q . Are you satisfied with teaching methods adopted for the delivery of syllabus?

764 responses

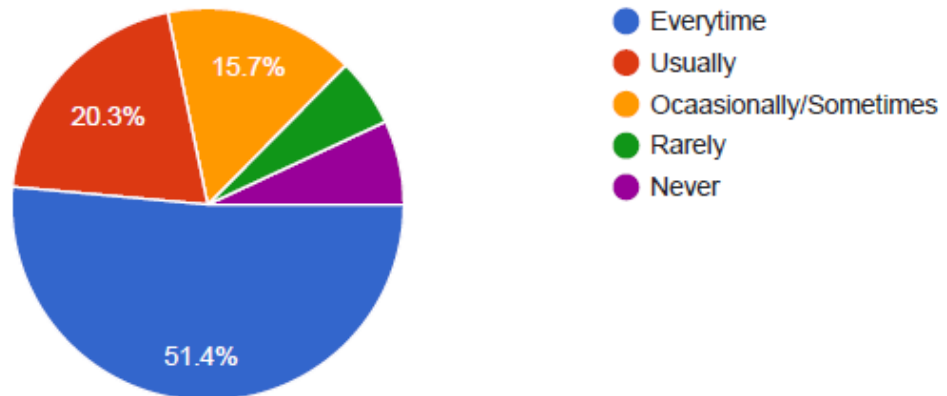


Most of the students are satisfied with the adopted teaching methods and some of the students disagreed .

# STUDENT SATISFACTION SURVEY(ANALYSIS) 2023-24

5Q . Was you performance in assignment discussed with you ?

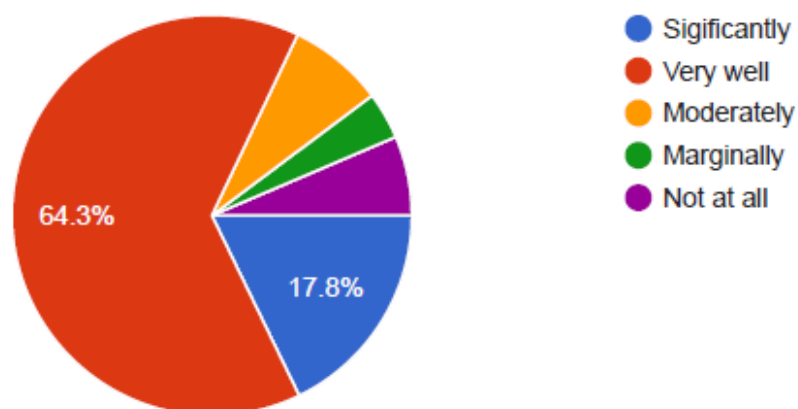
764 responses



51.4% students have the opinion that assignments are discussed everytime with them in class while 20.3% students usually it is dicussed in the class and some students were in view point that it rarely gets discussed.

6Q . The teaching and mentoring process in your institution facilities you in congative, social and emotional growth

764 responses

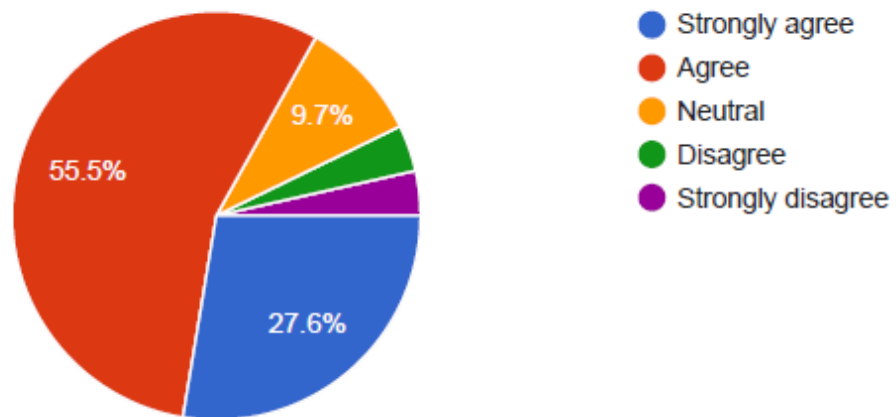


# STUDENT SATISFACTION SURVEY(ANALYSIS) 2023-24

64.3% students agreed that teaching and mentoring process in the institution facilities in cognatives, social and emotional growth of the students very well while some of the students gave a reply it significantly impacts them and rest of the students responded as moderately and not at all.

## 7Q . The institution provides multiple opportunities to learn and grow

764 responses

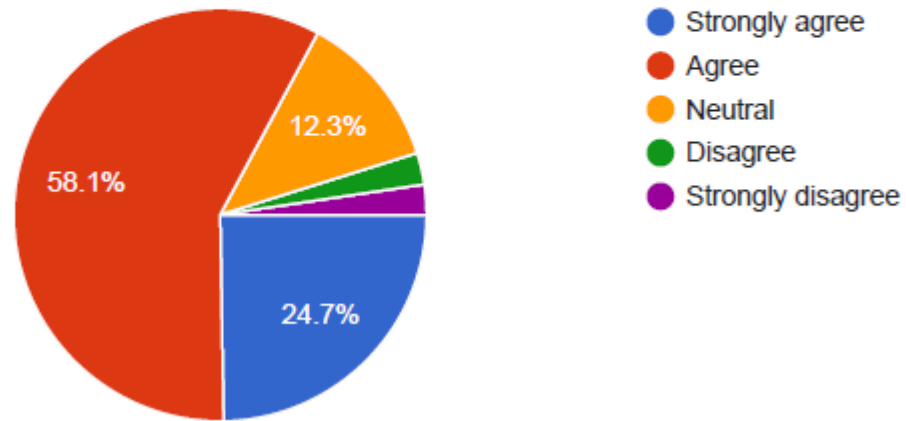


Many of the students agreed and strongly agreed with this that institution provides multiple opportunities to learn and grow while some of the students remained neutral and very few disagreed.

# STUDENT SATISFACTION SURVEY(ANALYSIS) 2023-24

8Q. Are you satisfied with the internal evaluation process followed by college

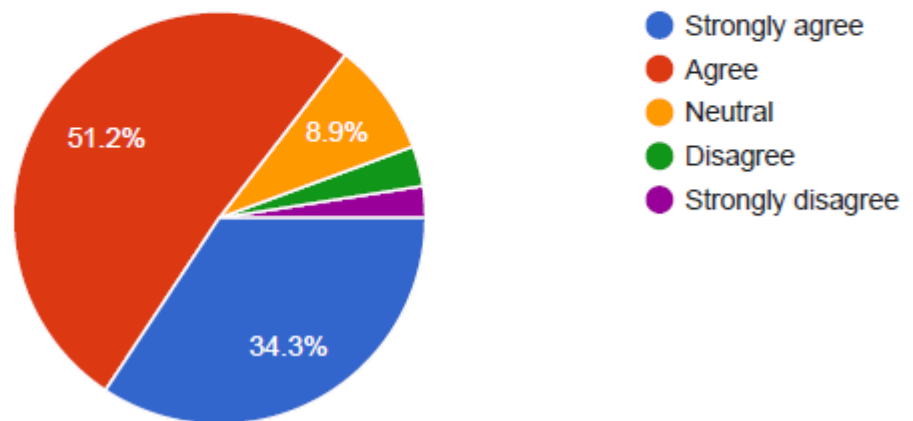
764 responses



Most of the students agreed that they are satisfied with internal evaluation some of them remained neutral.

9Q. Do your teachers encourage you to participate in extracurricular activities

764 responses

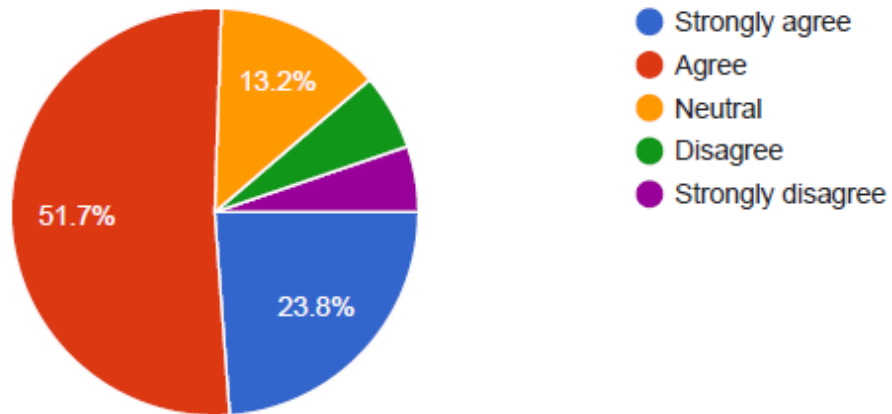


Majority of the students agreed that teachers encourage to participate in extracurricular activities while very few responded to remain neutral.

# STUDENT SATISFACTION SURVEY(ANALYSIS) 2023-24

10Q. How often your teachers use ICT tools such as projectors,LED Screen,PPTS documnetaries etc while teaching

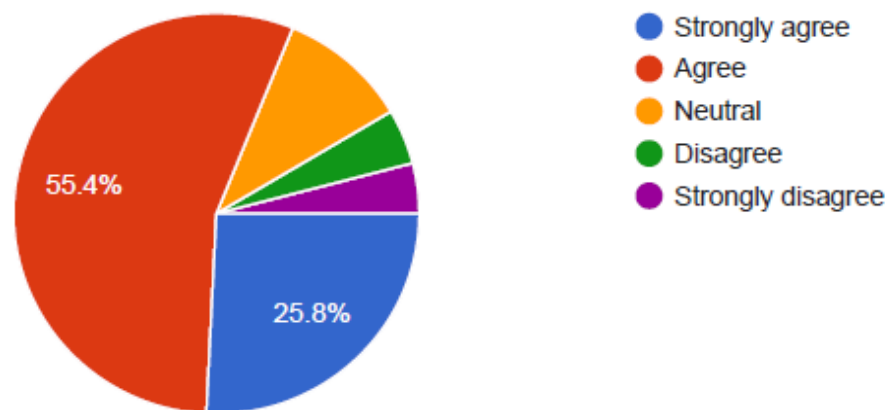
764 responses



Many of the students agreed that teachers difeerent ICT tools while teaching and some of them remained neutral.

11Q. Does your institution organizes field visits/workshops/industrial tours

764 responses

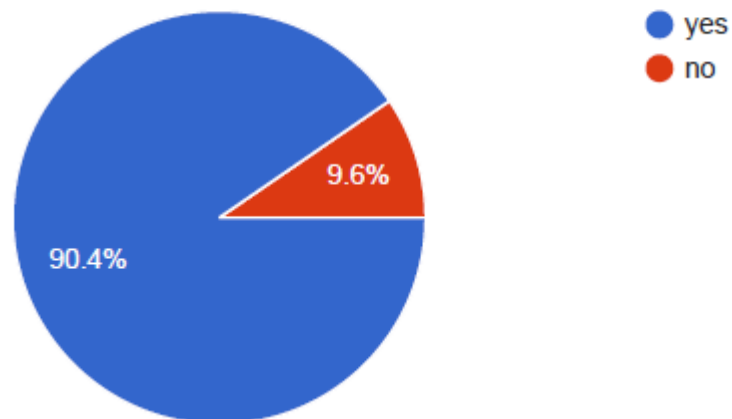


Majority of the students agreed that institution organises field visits,workshops ,industrial tours while very few remain neutral.

# STUDENT SATISFACTION SURVEY(ANALYSIS) 2023-24

12Q. Are you aware of the course outcomes/programme outcomes which are stated on your college website

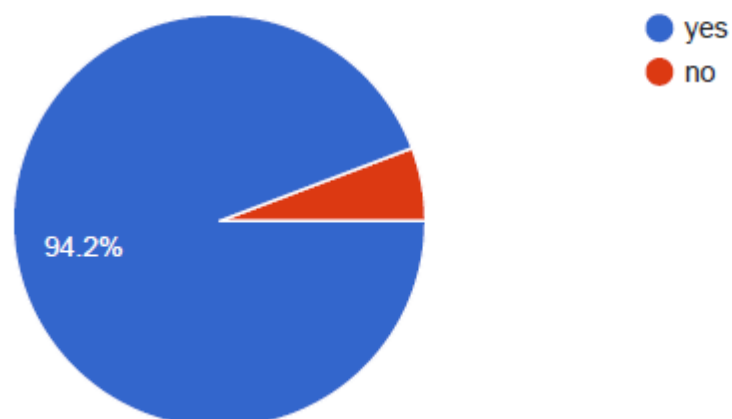
764 responses



90.4% students responded that they are aware about the course and programme outcomes while 9.6% were not aware .

13Q. Do you think this college should be upgraded to a post graduate college

764 responses



94.2% of the students responded that the college should be upgraded to a post graduate college .